

T12 Series remote Transformer

T12S/LT12S



- Designed to power 12V low voltage fans installed in the splash area of the shower or bath, the T12 series of Safety Extra Low Voltage (SELV) transformers can be mounted in the loft area (not Pullcord, Humidistat or PIR models) or high-up on the ceiling next to the pullcord light switch.
- There are 14 models in the range, all fitted with a neon light and complete with patress.
- The units are manufactured using impact resistant, high gloss ABS thermoplastics for strength, durability and easy cleaning.
- Transformer with cover removed showing adjuster knobs.



Technical Details

- | | |
|-----------------------|---|
| Cat. No. | Product type |
| T12S/LT12S | Standard model for remote switching |
| T12P/LT12P | As above supplied with pullcord switch |
| T12T/LT12T | Timer model incorporating adjustable integral electronic timer (1-20mins) |
| T12TP/LT12TP | As above with pullcord override switch. Requires no switched live |
| T12H/LT12H | Humidity control which is adjustable between 40 and 95% RH Complete with integral adjustable timer (1-20 mins) |
| T12HP/LT12HP | As above with pullcord override switch. Requires no switched live
PIR Activated model which switches on when the room is entered and runs on when the room is vacated. |
| T12PIR/LT12PIR | The fan requires no switched live, has no requirement to connect to a separate switch and has an adjustable timer (1-20 mins)
LT models are for use with 150 Range and CF200LV |

Packaging

Packed in outers of 10 measuring 313mm x 97mm x 126mm - weight 10kgs.

Electrical

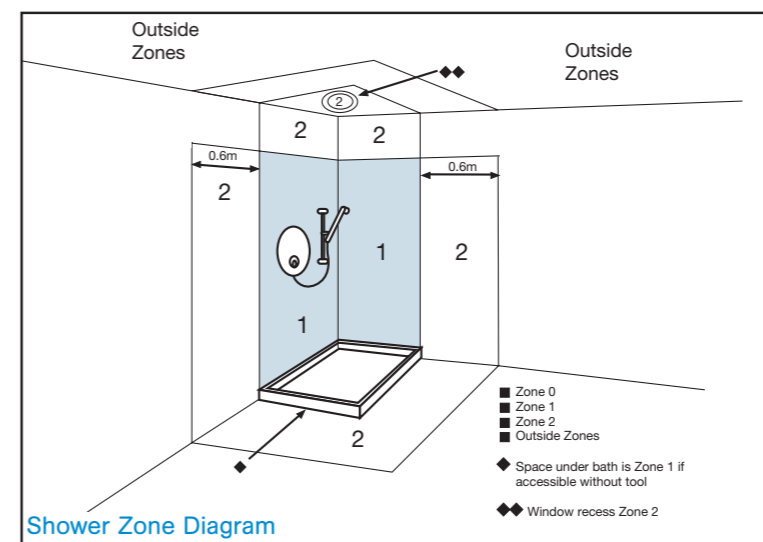
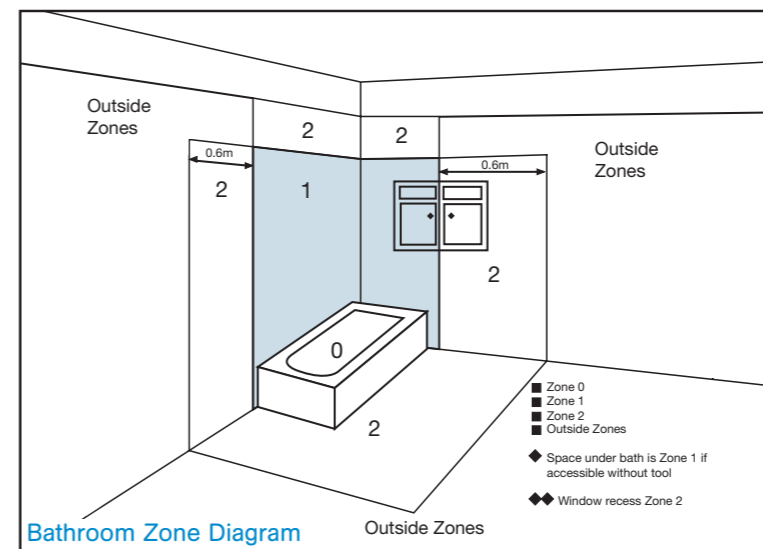
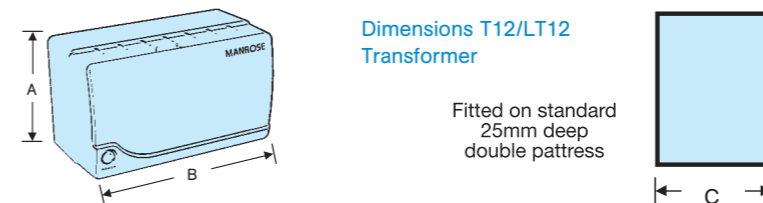
Input 220-240V - 50Hz Output 12volt AC. 50Hz 25VA S.E.L.V. (35VA on LT Series)
Must be mounted out of reach of the person using the bath or shower. These appliances are double insulated and do not require an earth, but must be connected to the supply through a suitable double pole isolating switch with a minimum contact gap of 3mm on fixed wiring circuits. The protective fuse must not exceed 3A and installation must be supervised by a qualified electrician. See zone diagram for transformer zone rating.

Transformer

Construction of transformer in accordance with EN60742.

Dimensions (mm)

PRODUCT	A	B	C
T12S/T	86	147	66
T12P/TP/HP	82	145	65
LT12	82	145	78



- Zone 0: The interior of the bath or shower tray.
- Zone 1: The exterior of the bath or shower tray to a height of 2.25 metres above the floor.
- Zone 2: Extends to 0.60 metres beyond Zone 1 to a height of 2.25 metres above the floor.

